


24 Fibers Single Mode Fan-out | 1.8 mm

Connector Specifications

LC Connector Compliance	IEC 61754-20, TIA 604-10-A, RoHS
SC Connector Compliance	IEC 61754-4, TIA 604-3, RoHS
One Side Connector Count	24 Connectors
Alignment Technology	Full ceramic ferrule (Zirconia ZrO ₂)
Operating Temperature	-40°C to +85°C
Flammability	UL94 V-0
Durability	< 0.1dB typical change for > 500 matings



Optical Performance

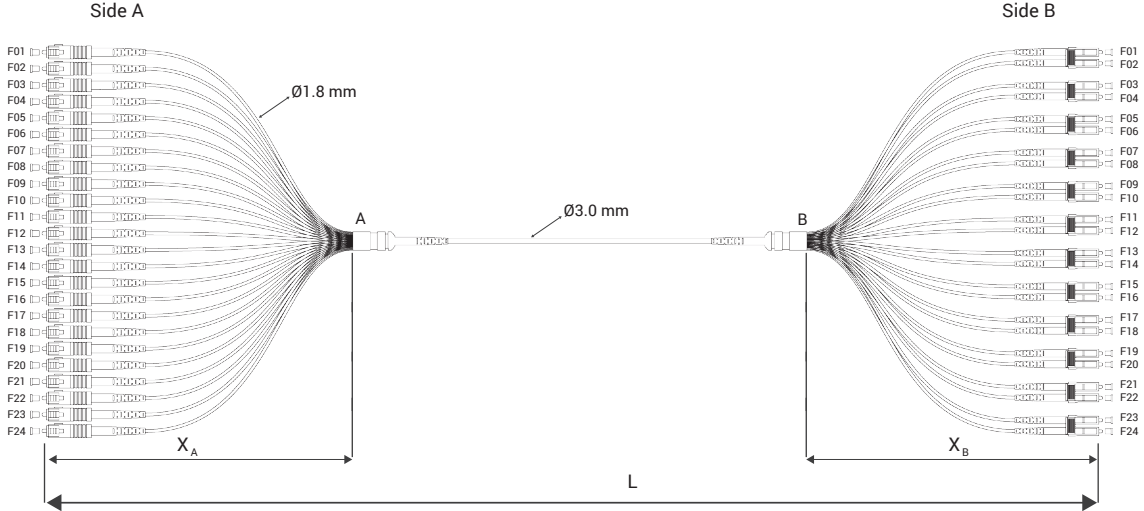

Insertion Loss IEC 61300-3-4 Method B	Single Mode ≤ 0.30dB
Return Loss IEC61300-3-6 Method B	Single Mode UPC: ≥ 50dB Single Mode APC: ≥ 60dB

Cable Specifications

- 24 core distribution fiber optic cable
- CPR: Dca, s2, d0, a1
- Cable Diameter: 3.0 mm / Sub-unit Diameter: 1.8 mm
- Length tolerance is ± 50 mm
- Max. Tensile Strength: 200N
- Min. Bending Radius 20 mm
- Cable Color: Yellow

End-face Control Parameters

Geometry Inspection	UPC : IEC 61755-3-1 APC : IEC 61755-3-2
Visual Inspection	IEC 61300-3-35



* X (Tube Length) is standard 1000 mm. Please contact us for different tube length.

Sample Coding **I - PC - 24 - FC - 318 - A2 - 24SCS - 12LCD - 005M**

Type	Type	Fiber Count	Cable Type	Diameter	Fiber Type	1. Connector	2. Connector	Length
Indoor: I	Patch Cord: PC	24 Fibers: 24	Fan-out: FC	3.0/1.8 mm: 318	SM G.657 A2: A2	SC-UPC: 24SCS SC-APC: 24SAS LC-UPC: 12LCD LC-APC: 12LAD	SC-UPC: 24SCS SC-APC: 24SAS LC-UPC: 12LCD LC-APC: 12LAD	___ M